











Oceanside Map Books Legend

SEWER SYSTEM




-  Sewer System Valve
-  Sewer Fitting
-  Sewer Control Valve
-  Lift Station

SEWER MANHOLE TYPE


-  1) Standard
-  2) Clean-out
-  3) Drop-off
-  4) Diversion
-  5) Bypass
-  6) Chimney

-  Sewer Casing



SEWER LINE

-  Sewer Forcemain City
-  Sewer Forcemain Private
-  Sewer Gravity City
-  Sewer Gravity Private
-  Other
-  Sewer - Abandoned



LATERAL LINE

-  Private
-  City



OUTFALL

-  Camp Pendleton
-  Fallbrook Outfall





STORM

-  Storm Cleanout
-  Storm Inlet
















STORM OUTLET

-  D-25 Curb Outlet
-  Other




STORM DRAIN

-  Circular Storm Drain Pipe
-  Channel Open
-  Box Culvert
-  Other

EASEMENTS TYPE

-  Drainage Easement with or without storm drain
-  Sewer Line Easement
-  Water Line Easement
-  Storm Drain Easement
-  Public Utility Easement
-  Conservation Easement
-  Equestrian Easement
-  More than 2 easements combined in one document
-  Parking Garage Easement
-  Pedestrian Access Easement
-  Road, C Street, Alley, Right-of-way, etc. Easement
-  San Diego Gas & Electric Easement
-  Slope Easement and Maintenance Agreement
-  Easement place or source unknown
-  Miscellaneous Easement

WATER DISTRIBUTION

-  Air Vent
-  Blow Off
-  Check Valve

HYDRANT






City of Oceanside



Private

VALVE





-  False
-  Parent Out of Service
-  True

CURRENTLY OPEN

-  Regulator
-  Relief Valve
-  Fitting
-  Meter








 WATER SERVICE

WATER MAIN

-  Water Public
-  Water Private
-  Well Line
-  Water - Abandoned

RECLAIMED WATER SYSTEM

RECLAIMED VALVE TYPE

-  Butterfly
-  Gate
-  Other/Unknown
-  Reclaimed Blowoff
-  Reclaimed Air Vent
-  Reclaimed Hydrant
-  Reclaimed Water Lateral Line
-  Reclaimed Water Main